Low friction
1 : 0,03

Speed
1m/sec

Temperature
-20/+80°C

Orientation
Horizontal / Up

Economy
& Value

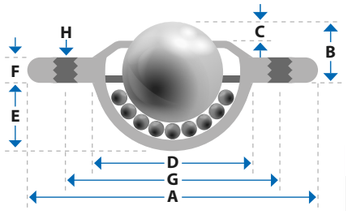

LD - *SATURN TYPE*

Pressed steel Saturn units are easily secured or riveted using integral fixing holes & are ideal for many light duty, low profile conveying applications. Models feature single drain hole & felt seal except LD16. LD32-SS & LD32/3-SS omit felt seal, other variants feature 7 rapid drain holes.

										MAXIMUM LOAD CAPACITY & NETT WEIGHT (kg)							
										Standard Carbon steel balls, zinc plated pressings		A Stainless steel balls, zinc plated pressings		D Nylon load ball, zinc plated pressings		SS Stainless steel balls & pressings	
PART	BALL Ø	A	B	C	D	E	F	G	H	LOAD	WEIGHT	LOAD	WEIGHT	LOAD	WEIGHT	LOAD	WEIGHT
LD16	15	41	10.8	5.0	24	8.5	3.2	30	2 x 3.4	15	0.045	10	0.044	10	0.030	N/A	N/A
LD19	19	61	10	3.2	29.1	12	3.2	44.5	2 x 5.1	25	0.090	25	0.089	20	0.063	25	0.086
LD19/3	19	61	10	3.2	29.1	12	3.2	44.5	3 x 5.1	25	0.089	25	0.088	20	0.062	25	0.086
LD23	23	45	9.8	6.2	33	17.9	3.6	39	3 x 3.5	120	0.096	90	0.096	22	0.059	N/A	N/A
LD25	25.4	73	14.2	6.3	37.2	15.8	3.5	55.6	2 x 5.1	55	0.170	55	0.166	25	0.110	55	0.172
LD25/3	25.4	73	14.2	6.3	37.2	15.8	3.5	55.6	3 x 5.1	55	0.168	55	0.167	25	0.110	55	0.171
LD26	25	56	14.6	7.8	36	15.4	3.3	45	2 x 4.0	60	0.125	40	0.126	22	0.070	N/A	N/A
LD32	32	73.7	16.2	8	45.5	19.9	4.2	58.7	2 x 5.1	125	0.269	125	0.269	N/A	N/A	125	0.256
LD32/3	32	73.7	16.2	8	45.5	19.9	4.2	58.7	3 x 5.1	125	0.269	125	0.267	N/A	N/A	125	0.255

LD32-SS & LD32/3-SS units feature 7 fluid drain holes & omit felt seal

LF - *FLANGE MOUNTED 2 & 4 HOLE*

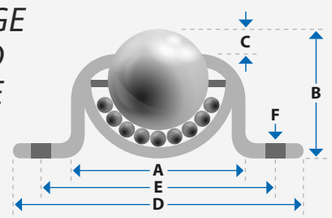

High profile, surface mounted units with fixing flange. Pressed steel construction with either 2 or 4 fixing points. LF26 units incorporate 2 slots rather than holes to accommodate varying fixing centres (55.9mm - 60.3mm). LF units feature debris drain hole. Models LF25 & LF38 omit felt seal.

								MAXIMUM LOAD CAPACITY & NETT WEIGHT (kg)							
								Standard Carbon steel balls, zinc plated pressings		A Stainless steel balls, zinc plated pressings		D Nylon load ball, zinc plated pressings		SS Stainless steel balls & pressings	
PART	BALL Ø	A	B	C	D	E	F	LOAD	WEIGHT	LOAD	WEIGHT	LOAD	WEIGHT	LOAD	WEIGHT
LF25	25.4	42	30.2	7.9	69.9 x 50.8	55.6	2 x 5.6 Ø	55	0.141	N/A	N/A	N/A	N/A	N/A	N/A
LF26	25.4	45	30.4	6.3	69 x 51	55.9 - 60.3	2 x 5.5 x 7.7 mm slot	55	0.155	55	0.154	25	0.097	55	0.151
LF38	38.1	66.9	46.2	9.8	76.2 x 76.2	62.7 x 62.7	4 x 7.1 Ø	115	0.520	N/A	N/A	N/A	N/A	N/A	N/A

LM - *CASED SPRING LOADED*

Load equalising spring loaded unit with integral moulded nylon seal. Internal coil spring deflects for biased loads or to compensate for surface irregularities. Carbon chrome balls & zinc plated pressings.

PART	SUPPORTS LOAD (kg)	DEFLECTION (mm)	LOAD AT MAX DEFLECTION	BALL Ø	A	B	C	D	E	NETT WEIGHT (kg)
LM25	20	4.5	55	25	43.5	49.1	25.6	10.1	15.7	0.174

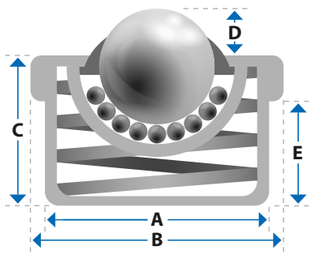

L - *PUSH FIT & CLIP FIXING RANGE*

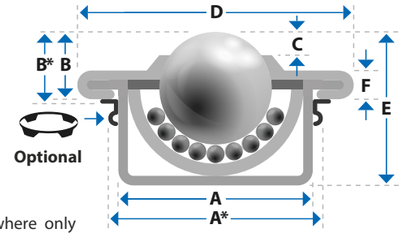



Push fit retention for rapid installation & replacement where only single-sided access of mounting surface is reachable. Compensate for irregularities in seating bore diameter using optional (spring steel) K-clips, or (stainless steel) C-clips. When using optional clips dimensions 'A' & 'B' become 'A*' & 'B*'. K-clip seating bore values are shown below. See page 15 for all fixing clips & tolerance ring details.

								MAXIMUM LOAD CAPACITY & NETT WEIGHT (kg)							
								Standard Carbon steel balls, zinc plated pressings		A Stainless steel balls, zinc plated pressings		D Nylon load ball, zinc plated pressings		SS Stainless steel balls & pressings	
PART	BALL Ø	A & A*	B & B*	C	D	E	F	LOAD	WEIGHT	LOAD	WEIGHT	LOAD	WEIGHT	LOAD	WEIGHT
L15	15	24	9.5	4.6	31	21	2.8	60	0.041	60	0.039	10	0.026	40	0.039
L15-K	15	25.0 - 25.5	9.8	4.6	31	21	2.8	60	0.041	60	0.039	10	0.026	40	0.039
L22	22	36	9.8	3.9	45	29.5	2.9	160	0.128	160	0.125	20	0.088	90	0.125
L22-K	22	37.0 - 37.5	10.1	3.9	45	29.5	2.9	160	0.128	160	0.125	20	0.088	90	0.125
L30	30	45	13.8	6.8	55	37	3.6	280	0.253	280	0.249	25	0.154	200	0.271
L30-K	30	46.0 - 46.5	14.1	6.8	55	37	3.6	280	0.253	280	0.249	25	0.154	200	0.271
L45	45	62	19	9.0	75	53.5	4.0	600	0.720	550	0.710	N/A	N/A	260	0.710
L45-K	45	63.0 - 63.5	19.3	9.0	75	53.5	4.0	600	0.720	550	0.710	N/A	N/A	260	0.710

All variants with 22mm & 30 mm main balls feature a felt seal
Values A & B change to A* & B* when using K-clips

LP - *ALL PLASTIC & CLIP FIXING RANGE*

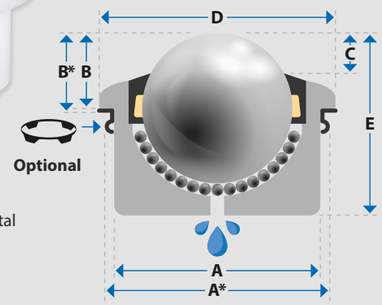

Machined Acetal (POM) plastic housing fitted with either Acetal (POM) balls or AISI 316 stainless steel balls (add suffix A).

- Resists salt water & chemical attack.
- Non conductive & non magnetic.
- Suited to antimicrobial applications.

Optional fixing clips & rings - Page 15.
Spring steel K-clips & C-clips / tolerance rings in stainless steel.

							MAXIMUM LOAD CAPACITY & NETT WEIGHT (kg)			
							Standard Acetal (POM) housing & bearings		A Acetal (POM) housing & AISI 316 Stainless steel bearings	
PART	BALL Ø	A & A*	B & B*	C	D	E	LOAD	WEIGHT	LOAD	WEIGHT
LP15	15	24	8.0	4.8	30	20	7	0.010	7	0.027
LP15-K	15	25.0 - 25.5	8.3	4.8	30	20	7	0.010	7	0.027
LP22	22	36	9.8	4.5	45	30.5	10	0.035	10	0.050
LP22-K	22	37.0 - 37.5	10.1	4.5	45	30.5	10	0.035	10	0.052
LP30	30	45	13.8	5.8	55	37	15	0.065	15	0.174
LP30-K	30	46.0 - 46.5	14.1	5.8	55	37	15	0.065	15	0.174
LP45	45	62	19	8.5	75	53.5	20	0.182	20	0.500
LP45-K	45	63.0 - 63.5	19.3	8.5	75	53.5	20	0.182	20	0.505

Values A & B become A* & B* when using K-clips
All LP series omit felt seal

Fixing Clips

K-clips spring steel
C-clips stainless steel

- Compensate for irregularities in bore & diameter.
- Ideal where only single-sided access of mounting surface is reachable.



Adding suffix K or C to ball unit part number will specify supply of the optional clip (eg L22K or L22C).

When using clips, fit the clip to the bore & then push the ball unit through the clip. Peripheral tags expand & securely retain the ball unit.

Dimensions A & B change to A* & B* when using clips. Tolerance ring & full clip options shown on page 15.