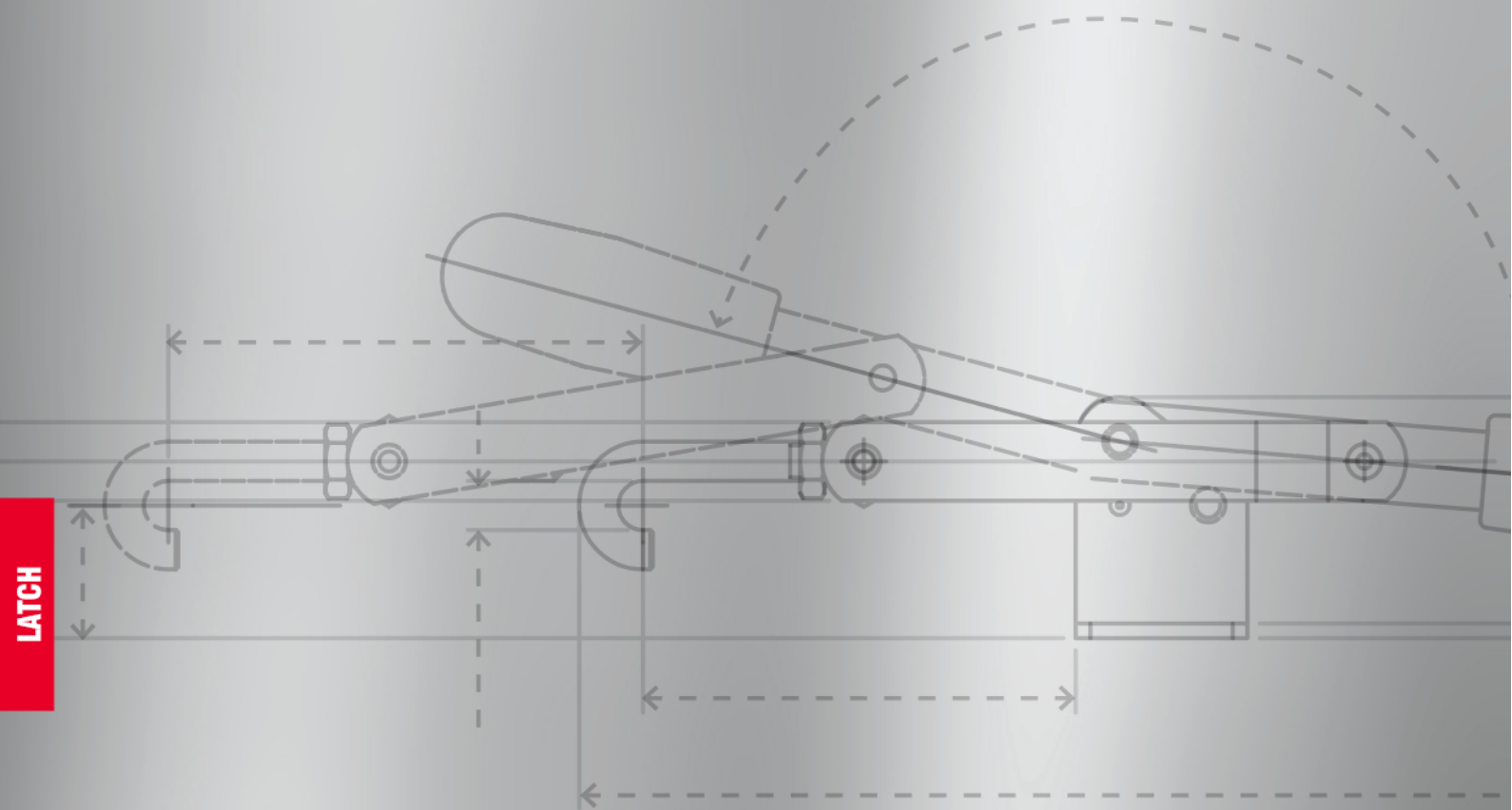


LATCH SERIES



Here you can download
2D and 3D CAD drawings
of all products.



The tie rod clamping tools are characterized by a circular movement of the control lever that transforms into a linear movement of the tie rod. These products are mostly used in closing hinged lids, for container boxes or for machine and equipment doors.

LIGHT SERIES: It has holding forces from 160 to 1000 daN. They are available in galvanized steel and stainless steel.

HEAVY-DUTY SERIES: It has holding forces from 1700 to 4000 daN. They are available in hot-stamped, painted, phosphated or stainless steel.

HIGH TEMPERATURE SERIES:

It has retention forces of 1500 daN.

These tools are free of plastic parts and with the appropriate modifications compared to the light series models (couplings with different tolerances, changes in geometries, different finishes, etc., etc.) that make them suitable for use in environments that can reach 240-300 °C. The products are made of raw steel. They are normally used in the rotational moulding of plastic and require a type of clamping capable of working safely and quickly at high temperatures without uncertainties in closing and opening.

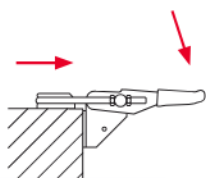
TOGGLE LATCHES: The ET-EG-ETL-EGL models represent a compact version of the lightweight series. They are normally used for closing lids or light doors. Thanks to the possibility of inserting a padlock, they can be used as anti-intrusion security locks.

TIE RODS: they can be single (eyebolt, T-shaped and hook-shaped) or double. All the tie rods are adjustable within the stroke (dimension D).

BASIC TYPES: The support base is parallel to the line of action of the force. In the closed position, the control lever is parallel to the support base. T - TF - TL - TFL - T2- T5 - T6.

The support base is perpendicular to the line of action of the force. In the closed position, the control lever is parallel to the support base. T3.

The support base is perpendicular to the line of action of the force. In the closed position, the control lever is perpendicular to the support base. T4.



T4 - T40

DOUBLE TIE ROD TOGGLE CLAMPS

Base, control lever, riveted pins, swinging pivot, hooking bracket, nuts and tie rod:
Galvanized steel.

Handle:

Red polyurethane; resistant to oils, greases and other chemical agents.

Executions:

- **T4:** equipped with double threaded tie rod with nuts, swinging pivot and hooking bracket.
- **T40:** equipped with swinging pivot and hooking bracket. Double tie rod to be ordered separately (see Accessories).

Features and applications:

These tools are particularly suitable for closing machine covers or doors


The position of the threaded tie rod can be adjusted within a certain range (see dimension "D") to fit the requirements of use.

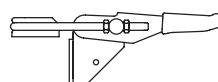
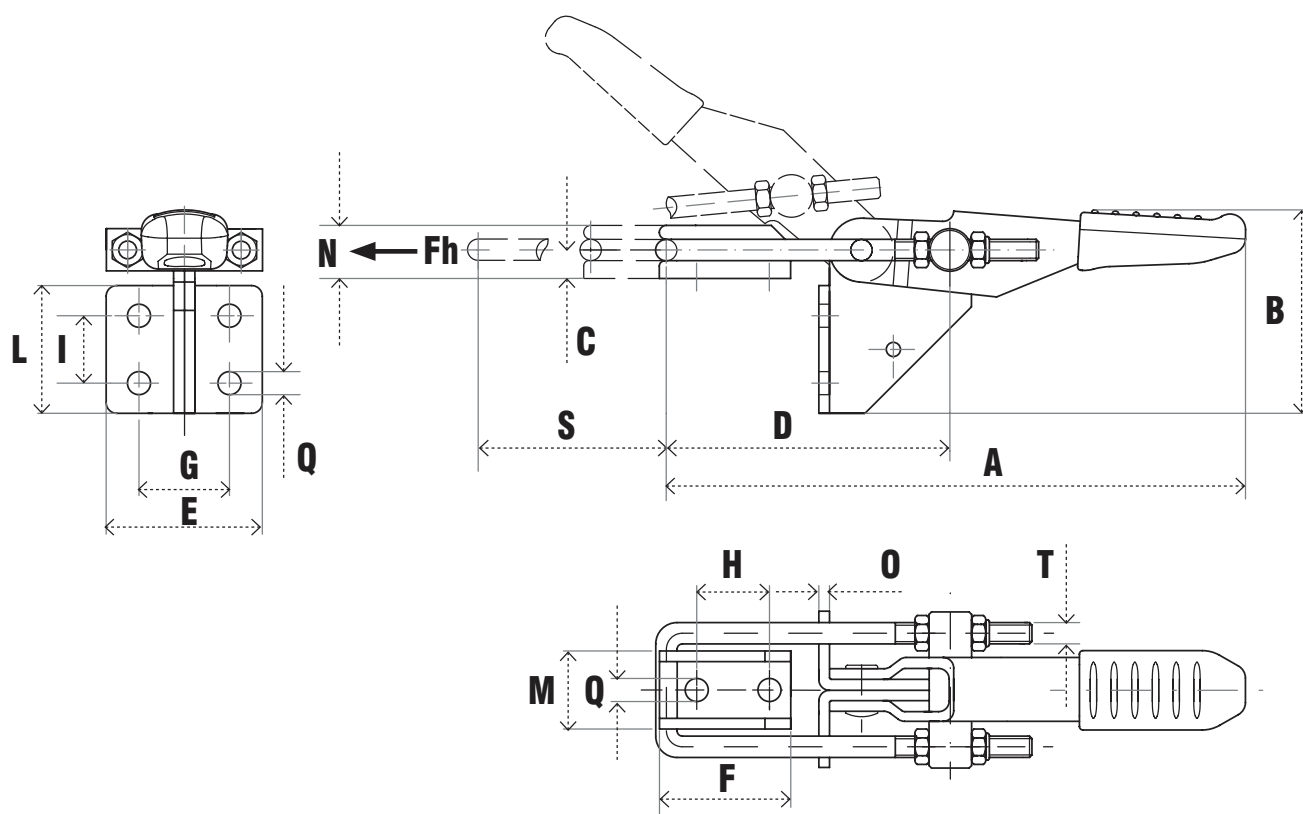
The support base is perpendicular to the line of action of the force. In the closed position, the control lever is perpendicular to the support base. A special grease is placed between the contacting surfaces during assembly.

Accessories:

- Tie rods of different sizes (see page 145).

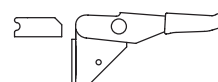
T4






T4

Tool provided with standard size tie rod.



T40

Tool supplied without tie rod. Match with tie rods of different sizes (see page 145).

Code	Description	A	B	C	D	E	F	G	H	I	L	M	N	O	Q	S	T	Fh (daN)	Gr. 
AL560	160/T4	104	40	5	48÷58	35	25.5	22	14.3	13	26	14	10	2	4.3	23.5÷27.5	M4	160	95
AL565	320/T4	160	57.5	8	75÷95	44	37	25.5	20.5	19	36	22	15	3	6.5	40÷46	M6	320	295
AL570	700/T4	233	82	13	98÷122	54	48.5	36.5	27	32	52	26	23	3.5	8.5	50÷58	M8	750	655
AL571	160/T40		40	5		35	25.5	22	14.3	13	26	14	10	2	4.3		M4	160	86
AL572	320/T40		57.5	8		44	37	25.5	20.5	19	36	22	15	3	6.5		M6	320	261
AL573	700/T40		82	13		54	48.5	36.5	27	32	52	26	23	3.5	8.5		M8	750	598