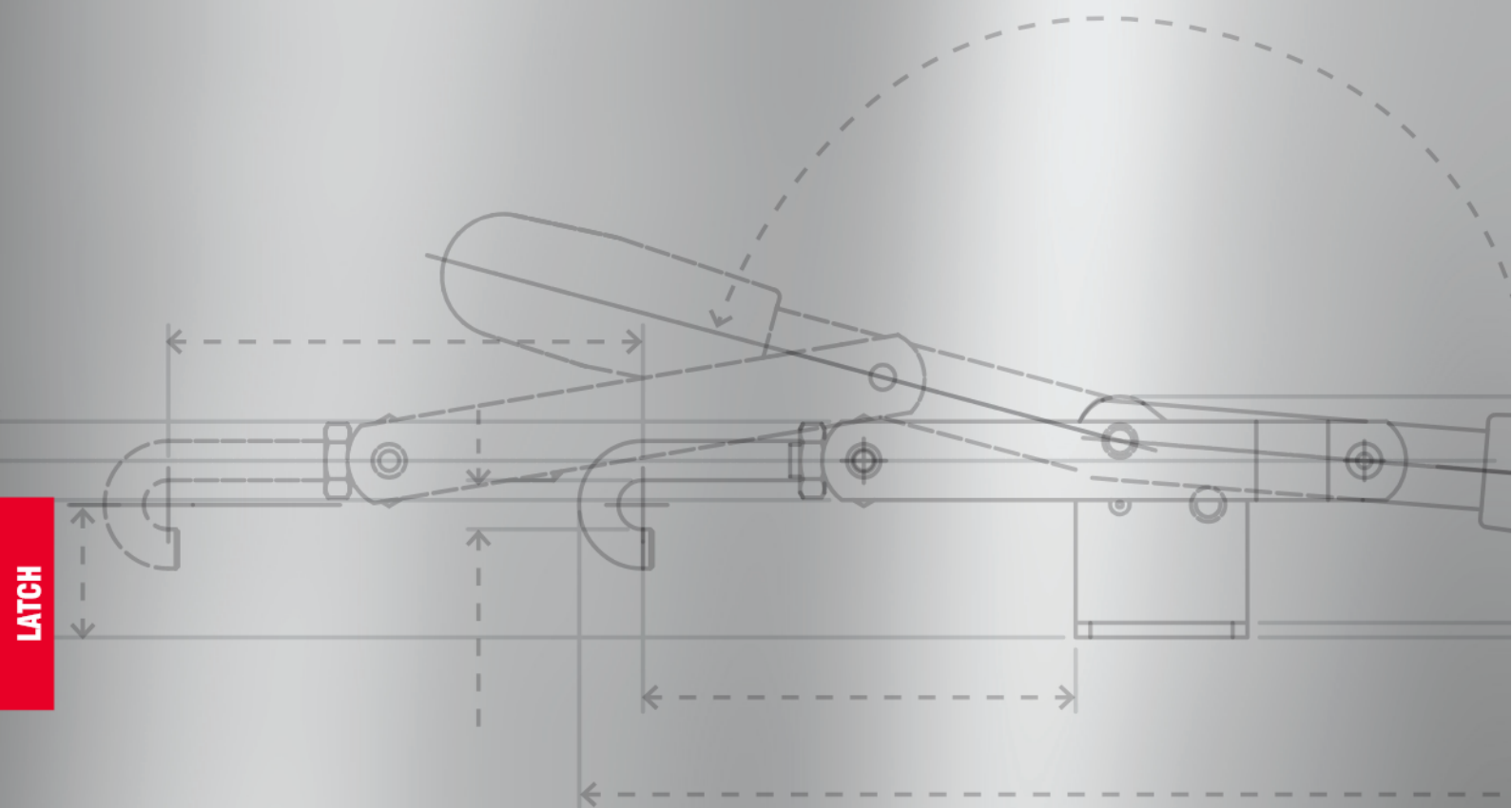


LATCH SERIES



Here you can download
2D and 3D CAD drawings
of all products.



The tie rod clamping tools are characterized by a circular movement of the control lever that transforms into a linear movement of the tie rod. These products are mostly used in closing hinged lids, for container boxes or for machine and equipment doors.

LIGHT SERIES: It has holding forces from 160 to 1000 daN. They are available in galvanized steel and stainless steel.

HEAVY-DUTY SERIES: It has holding forces from 1700 to 4000 daN. They are available in hot-stamped, painted, phosphated or stainless steel.

HIGH TEMPERATURE SERIES:

It has retention forces of 1500 daN.

These tools are free of plastic parts and with the appropriate modifications compared to the light series models (couplings with different tolerances, changes in geometries, different finishes, etc., etc.) that make them suitable for use in environments that can reach 240-300 °C. The products are made of raw steel. They are normally used in the rotational moulding of plastic and require a type of clamping capable of working safely and quickly at high temperatures without uncertainties in closing and opening.

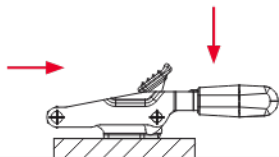
TOGGLE LATCHES: The ET-EG-ETL-EGL models represent a compact version of the lightweight series. They are normally used for closing lids or light doors. Thanks to the possibility of inserting a padlock, they can be used as anti-intrusion security locks.

TIE RODS: they can be single (eyebolt, T-shaped and hook-shaped) or double. All the tie rods are adjustable within the stroke (dimension D).

BASIC TYPES: The support base is parallel to the line of action of the force. In the closed position, the control lever is parallel to the support base. T - TF - TL - TFL - T2- T5 - T6.

The support base is perpendicular to the line of action of the force. In the closed position, the control lever is parallel to the support base. T3.

The support base is perpendicular to the line of action of the force. In the closed position, the control lever is perpendicular to the support base. T4.



TL/TLX - TFL/TFLX

TIE ROD TOGGLE CLAMPS, WITH SAFETY LEVER

Base, control lever, clamping lever, riveted pins:

Galvanized steel (TL-TFL) or **AISI 304 stainless steel** (TLX-TFLX).

Handle:

Red polyurethane; resistant to oils, greases and other chemical agents.

Safety lever:

Galvanized steel (TL-TFL) or **AISI 304 stainless steel** (TLX-TFLX), red polyurethane coating.

Executions:

- **TL/TLX:** equipped with traction pivot and hooking bracket in galvanized steel (TL) or **AISI 304 stainless steel** (TLX).
- **TFL/TFLX:** equipped with galvanized steel (TFL) or **AISI 304 stainless steel** (TFLX) traction pivot, suitable for the use of hook tie rods, to be ordered separately (see Accessories).

Features and applications:

These clamping tools are equipped with a special safety lever that ensures the perfect anchoring of the tool, preventing any accidental openings caused by vibrations or shocks. The tools of this series are particularly suitable for closing covers or doors of machines and equipment subjected to movement or vibration.


The position of the threaded tie rod can be adjusted within a certain range (see dimension "D") to fit the requirements of use.

A special grease is placed between the contacting surfaces during assembly.


Accessories:

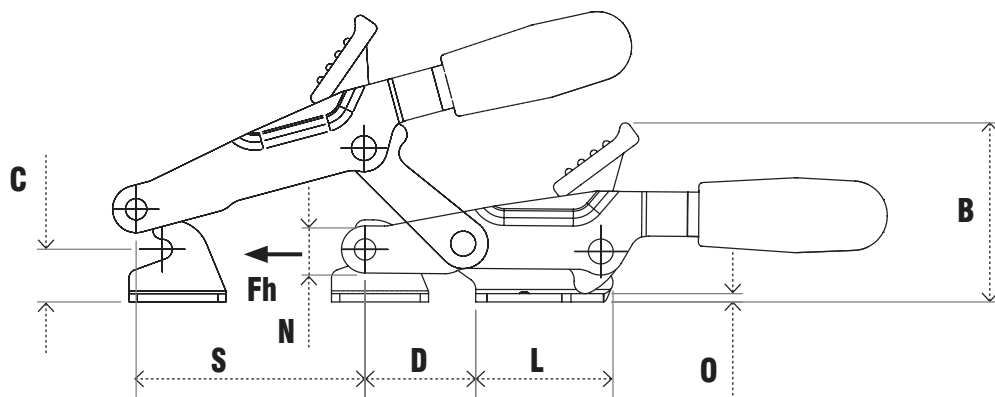
- TG series eyebolt tie rods (see page 146).
- TT series T-tie rods (see page 146).
- TU series hook tie rods (see page 146).

TL

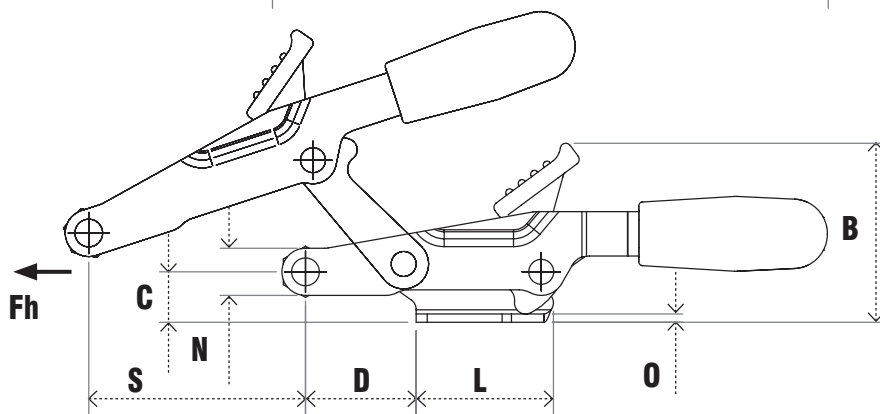
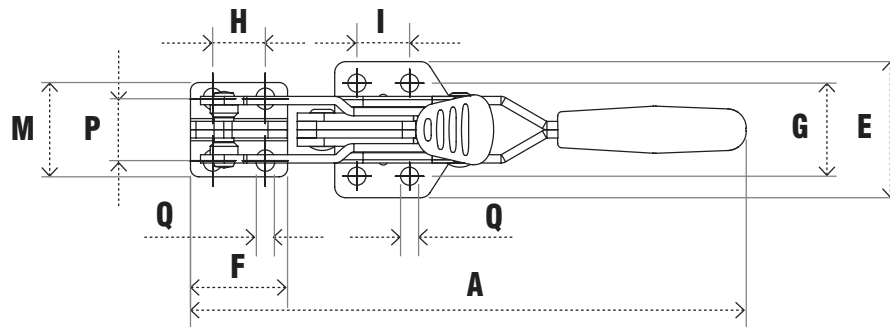


TFL

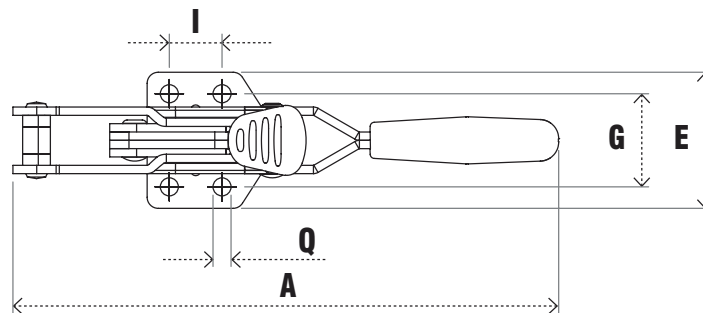




TL/TLX



TFL/TFLX



Code	Description	A	B	C	D	E	F	G	H	I	L	M	N	O	P	Q	S	Fh (daN)	Gr.
AL430	33/TL	200	65	19	40	49	35	33.5	19	19	50	34	17	3	22.3	6.5	83	500	441
AL435	33/TFL	197	65	19	40	49		33.5		19	50		17	3		6.5	83	500	413
AL440	43/TL	248	74	28	51	63	50	45	31	32	61	41	20	4	25.4	8.5	110	1000	834
AL445	43/TFL	242	74	28	51	63		45		32	61		20	4		8.5	90	1000	719



Code	Description	A	B	C	D	E	F	G	H	I	L	M	N	O	P	Q	S	Fh (daN)	Gr.
AS440	33/TLX	200	65	19	40	49	35	33.5	19	19	50	34	17	3	22.3	6.5	83	500	441
AS442	33/TFLX	197	65	19	40	49		33.5		19	50		17	3		6.5	83	500	413
AS444	43/TLX	248	74	28	51	63	50	45	31	32	61	41	20	4	25.4	8.5	110	1000	834
AS446	43/TFLX	242	74	28	51	63		45		32	61		20	4		8.5	90	1000	719

